



## 2021 ESG Report Full Year 2021 Appendix

AMERESCO 

## Full Year 2021 Appendix

Founded in 2000, Ameresco, Inc. (NYSE:AMRC) is a leading cleantech integrator and renewable energy asset developer, owner and operator. Our comprehensive portfolio includes energy efficiency, infrastructure upgrades, asset sustainability, and renewable energy solutions delivered to clients throughout North America and Europe.

This 2021 Appendix provides full year figure updates for the metrics published in **Ameresco's 2021 ESG Report: Innovation. Integrity. Action.**, published in December, 2021. Please refer to the 2021 ESG Report page listed in each of the following updates for more detail on Ameresco's programs and strategies on each topic.

<b>Ameresco Fast Facts</b> .....	<b>2</b>
<b>Environmental Metrics</b> .....	<b>4</b>
<b>Social Metrics</b> .....	<b>6</b>
<b>Governance Metrics</b> .....	<b>9</b>



## Ameresco, Inc. (NYSE: AMRC) Fast Facts

All Figures as of December 31, 2021

**\$1.2B**

FY 2021  
Revenue

**\$152.7M**

FY 2021  
Adjusted EBITDA

**\$3.05B**

Awarded and Contracted  
Project Backlog

**\$1.1B**

Energy Asset  
Revenue Visibility

**343 MWe**

Energy Assets  
In Operation

**\$1.1B**

Operations & Maintenance  
(O&M) Backlog

**414 MWe**

Energy Assets  
In Development  
& Construction

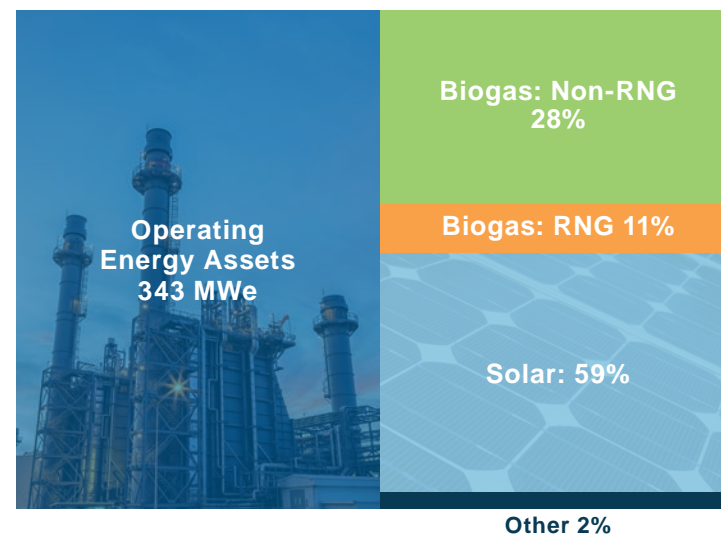
**60+  
Offices**

Providing Local Experts  
in Markets Served

**\$11B+**

In Energy Solutions  
Delivered Since Inception


## Energy Asset Portfolio



## Doing Well by Doing Good: Innovation. Action. Integrity.



### Environmental



**75M+** METRIC TONS  
OF CO<sub>2</sub>\*

Cumulative carbon offset from  
Ameresco's renewable assets &  
customer projects (2010-2021)



**2040** NET ZERO

carbon neutral operations  
commitment (scopes 1 & 2)



**1,100+** TREE SEED  
GROW KITS

distributed in 2021,  
one to every employee



**5** DAYS OF  
GREEN WEEK

workspace & home sustainability  
education and inspiration



### Social



**21%** FEMALE\*

among total  
global workforce



**6.9** YEARS

average employee  
tenure of service



**2,032** HOURS\*

devoted to local  
volunteerism initiatives



**\$172,000+** DONATED &  
MATCHED\*

to employee donations to non-  
profit 501(c)(3) organizations



### Governance



**11,950** HOURS\*

of completed training  
companywide, 2021



**3,815** HOURS\*

of cybersecurity trainings  
completed, 2021



**20** MEMBERS

in Global Safety Ambassador  
Program, launched in 2021



**78%** INDEPENDENT

directors among Ameresco's  
board members

\* Figures updated since original publication of graphic in the  
2021 ESG Report (page 10). All figures as of December 31, 2021.



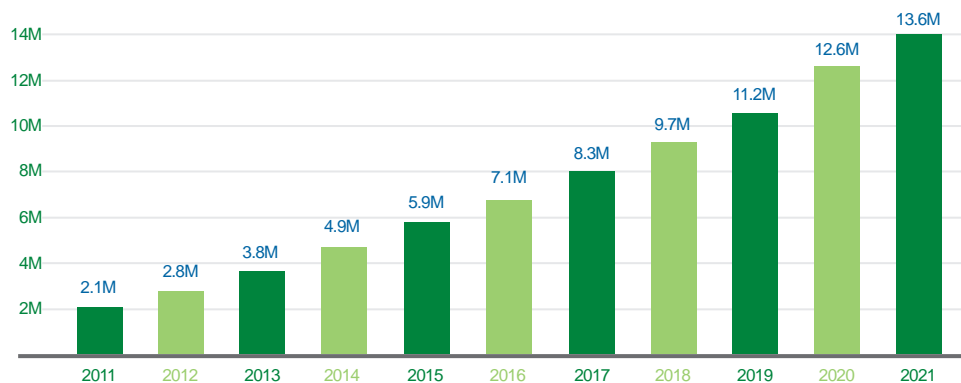
## Environmental Metrics

### Realizing our Customers' Net Zero Goals (Page 15)

In pursuit of energizing a sustainable world, we are proud that Ameresco's renewable energy assets and customer projects delivered a carbon offset equivalent to approximately 13.6 million metric tons of carbon dioxide (CO<sub>2</sub>) in 2021.

Progressing towards Ameresco's commitment to reduce our customers' carbon footprints by a cumulative 500 million metric tons by 2050, over 75 million cumulative metric tons have been avoided since Ameresco went public in 2010.

Aggregate Metric Tons of CO<sub>2</sub> Avoided per Year



2021 offset equivalent  
to greenhouse gas  
emissions from



~33B  
MILES

driven by an average  
passenger vehicle

2021 offset equivalent  
to carbon dioxide  
emissions from



~1.7M  
HOMES

energy use  
for one year

2021 offset equivalent  
to carbon  
sequestered by



~16M  
ACRES

of U.S. forests  
in one year



## Our Carbon Footprint (Page 24)

Ameresco is benchmarking our progress towards our 2040 net zero commitment against 2019 emissions baseline. In 2021, Ameresco's scope 1 and 2 raw emissions totaled 45,381 metric tons of CO<sub>2</sub> equivalent across our global operations. Aligned with our baseline, 95% of scope 1 and 2 raw emissions are attributable to our owned energy assets that produce renewable natural gas and biogas. Our reported categories of scope 3 emissions – employee commuting and business travel – totaled 6,418 metric tons of CO<sub>2</sub> equivalent.

Metric Tons CO <sub>2</sub> e	2019	2020	2021
Scope 1	25,131	25,223	23,409
Scope 2	21,937	22,347	21,973
Total Scope 1 + 2*	47,068	47,570	45,382
Scope 3 (Limited) Commuting & Business Travel	11,012	5,535	6,418

## Carbon Footprint by Geographic Region

(Page 25)

2021	US	CAN	UK	TOTAL
Scope 1	23,385	24	-	23,409
Scope 2	21,923	45	5	21,973
Scope 1 + 2*	45,308	69	5	45,382

## Carbon Intensity

(Page 25)

Carbon Intensity Metric Tons of CO <sub>2</sub> e (Scope 1 + 2) per...	2019	2021
Revenue (MT CO <sub>2</sub> e / \$ Million)	54.3	37.3
Employee (MT CO <sub>2</sub> e / FTE)	41.8	35.7



## Social Metrics

### The Ameresco Team (Page 39)

Driven by our mission to energize a sustainable world and our long-standing C.A.R.I.N.G. values, Ameresco strives to provide a great place to work that attracts, develops, and retains the best talent, and also celebrates diversity and employee satisfaction.



■ US ■ UK ■ Canada



■ Female ■ Male

**BEST AND  
BRIGHTEST<sup>®</sup>  
COMPANIES  
TO WORK FOR  
IN THE NATION  
WINNER 2021**

**1,280**  
**EMPLOYEES**

(Page 39)

Average Employee Tenure

**6.9**  
**YEARS of  
SERVICE**

(Page 41)

**87%**

Voluntary  
Retention Rate

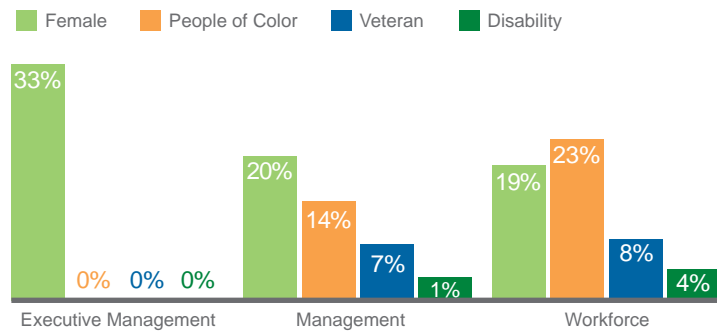
(Page 41)



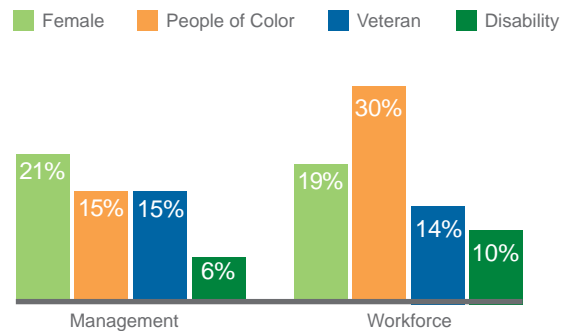
## Diversity, Equity, Inclusion and Justice (Page 44 - 45)

As we lead the quest to change the world as a trusted sustainability partner, we embrace, support, and celebrate unique ways of thinking. We truly believe innovation demands diversity of thought.

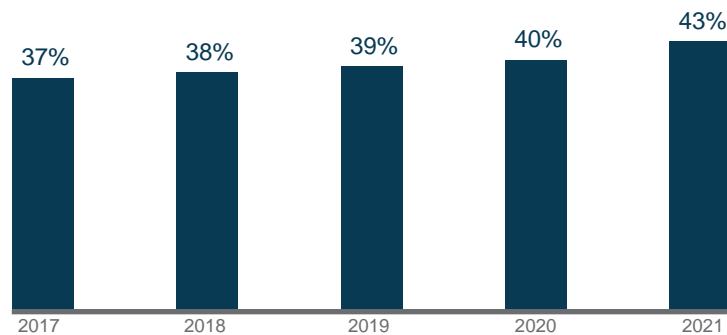
### Organization Totals (as of 12/31/2021)<sup>(3)</sup>



### 2021 New Hires



### % Cumulative Employee Diversity (2017-2021)<sup>(1,2)</sup>



<sup>(1,2,3)</sup> Note: Data 1/1/2021 through 12/31/2021. Key diversity groups include women, people of color, veterans, and individuals with disabilities. Data represents US employees only due to personal information privacy regulations in Canada and Europe.





## Employee Training (Pages 47 and 58)

Employee Training	2021 Hours
IT & Cybersecurity	3,815
Human Resources	3,232
Safety	1,054
Sales & Marketing	3,849
<b>Total Companywide Training</b>	<b>11,950 Hours</b>

## C.A.R.I.N.G. for Our Communities (Page 48 - 51)

**Volunteerism:** In 2021, employees from the Ameresco team devoted a collective 2,032 hours to volunteerism initiatives.

**Charitable Giving:** In 2021, Ameresco donated over \$172,000 to the non-profit 501(c)(3) organizations listed on page 51 in addition to those indicated below. This total includes both corporate and regional business unit donations, plus Ameresco's match of employee donations.

2021 Komen MA More Than Pink Walk  
American Bird Conservancy  
American Society for the Prevention of  
Cruelty to Animals (ASPCA)  
Animal Legal Defense Fund  
Autism Speaks  
Billion Oyster Project  
Bountiful Blessings in Pleasanton, TX  
Boy Scouts of America  
Boys & Girls Club  
Brigid's House of Hope  
Can Do Cancer  
Cancer Research Institute  
Care International  
Ctr. for Orangutan & Chimpanzee Conservation  
Children's Cancer Association - 2021 Wonderball  
Crossroads  
Delta Institute  
Direct Relief

Donors Choose - Social Issues Book Club  
Earthjustice  
Environmental Defense Fund  
Epilepsy Foundation  
Family Life Education  
Footprint Project  
Forest Society  
Future in Sight - Walk For Sight  
Girls on The Run - Maine  
Give Lively - Every Mother Counts  
Givedirectly  
Greater Chicago Food Depository  
Gretchen Weller Foundation  
Hope for Haiti, Inc.  
Hope Services  
Inspiration4 - St. Jude  
International Institute of MN  
International Rescue Committee  
Joe of Music School - Knoxville, TN

K9s for Warriors  
Kappa Delta Foundation  
Kiva Microfunds  
Lake Oswego School Foundation  
Maine Public  
Marc Lustgarten Pancreatic Cancer Foundation  
Mary E. Flaherty School Fun Run  
Metropolitan Wilmington Urban League  
Minnesota Public Radio  
Multiple Sclerosis Society of Canada  
National Audubon Society  
Natural Resources Defense Council  
No Kid Hungry  
North Texas Giving Day  
North to The Future Business and Professional  
Women Organization  
Northwest Down Syndrome Association  
Northwestern University  
Ocean Conservancy

One Earth Film Festival  
Planned Parenthood Federation of America.  
Rainforest Foundation  
River Dell Elementary PTA Fun Run  
Ronald McDonald House Charities  
Runaway for Recovery  
Samaritan's Purse  
Santa Clara Univ. - Alumni Family Scholarship  
Santa Clara Univ. - History Department  
Sea Turtle Conservancy  
Second Harvest Food Bank  
The Elephant Sanctuary in Tennessee  
Toys for Tots  
UNICEF  
Union of Concerned Scientists  
Unshakeable  
Vashon Island Pet Protection  
World Vision Canada  
YMCA Charles River Annual Fund





## Governance Metrics

### Health & Safety (Page 56)

Ameresco highly values the health and safety of our employees, contractors, customers, and communities. We truly believe that no financial goal, work task, client deliverable, or schedule demand is worth an injury, and that every Ameresco employee, supplier, contractor, partner, and vendor has a responsibility to work safely.


#### U.S. Department of Labor Bureau of Labor Statistics incidence rates of nonfatal occupational injuries and illnesses by industry<sup>(1)</sup> and case types, and fatal occupational injuries by industry, 2020 (most recent published BLS data)

	NAICS Code*	Total Recordable Cases <sup>(1)</sup>	Cases with Days Away from Work <sup>(1)</sup>	Cases with days of job transfer or restriction <sup>(1)</sup>	Total Fatal Injuries (number)
<b>BLS Industry Data (2020)</b> <i>Architectural, Engineering &amp; Related Services</i>	5413	0.5	0.2	0.1	25
<b>Ameresco (2019)</b>	54133	0.49	0.19	0.09	0
<b>Ameresco (2020)</b>	54133	0.29	0.29	0	0
<b>Ameresco (2021)</b>	54133	0.31	0.31	0	0

\* The North American Industry Classification System (NAICS) is the standard used by Federal statistical agencies in classifying business establishments for the purpose of collecting, analyzing, and publishing statistical data related to the U.S. business economy. Architectural, Engineering & Related Services Industry's NAICS code is 5413. Ameresco's NAICS code is 54133.

(1) The incidence rates represent the number of injuries and illnesses per 100 full-time workers and were calculated as:  $(N/EH) \times 200,000$ , where:

- $N$  = number of injuries and illnesses
- $EH$  = total hours worked by all employees during the calendar year
- 200,000 = base for 100 equivalent full-time workers (working 40 hours per week, 50 weeks per year)





### Corporate Headquarters

111 Speen Street, Suite 410  
Framingham, MA 01701 USA

**1-866-AMERESCO**  
**www.ameresco.com**

### Investor Relations

**Eric Prouty**  
*Advisory Partners*  
212-750-5800  
eprouty@ameresco.com  
ir@ameresco.com

**Ameresco, Inc.'s common stock is listed on the  
New York Stock Exchange under the symbol "AMRC."**

This FY 2021 Appendix should be read in conjunction with Ameresco's 2021 ESG Report (published December 14, 2021) and Ameresco's Annual Report on Form 10-K for the year ended December 31, 2021, its Proxy Statement for the 2022 Annual Meeting of Stockholders and its Quarterly Report on Form 10-Q for the quarter ended March 31, 2022 all of which contain additional information about our company. Furthermore, this report contains forward-looking statements within the meaning of federal and state securities laws. In some cases, you can identify forward-looking statements by terms such as "may," "will," "should," "expects," "plans," "anticipates," "could," "intends," "target," "projects," "contemplates," "believes," "estimates," "predicts," "potential" or "continue" or the negative of these terms or other similar expressions. All statements other than statements of historical fact contained in this report are forward-looking statements. You are cautioned not to rely on these forward-looking statements, which are based on current expectations of future events. For important information about the risks and uncertainties that could cause actual results to vary materially from the assumptions, expectations, and projections expressed in any forward-looking statements, please refer to the "Forward-Looking Statements" and "Risk Factors" sections of Ameresco's Annual Report on Form 10-K for the year ended December 31, 2021 and its Quarterly Report on Form 10-Q for the quarter ended March 31, 2022, all of which can be found at <https://ir.ameresco.com/sec-filings>.

Nothing in this material is incorporated by reference or shall be deemed to be incorporated by reference into the documents that we have filed or will file with the U.S. Securities and Exchange Commission.

© 2022 Ameresco, Inc. Ameresco and the Ameresco logo, the orb symbol and the tagline "Green. Clean. Sustainable." are registered in the U.S. Patent and Trademark Office. All rights reserved.

